

# Clearspan

RAY BAUM COMPLIANCE TRAINING

## Part 3: Dispatchable Locations and Emergency Response Locations

January 2022

# Clearspan – Ray Baum Act Compliance Training Webinars

Training Videos, Webinars, & Presentation Downloads Available at  
[www.clearspancloud.com](http://www.clearspancloud.com)

OpEasy™ v21.x Documentation Available at  
[www.clearspancloud.com/admin\\_opeasy\\_training](http://www.clearspancloud.com/admin_opeasy_training)

# Clearspan– Ray Baum Act Compliance Training

- Part 1: Overview of Ray Baum Act and Kari's Law Requirements
- Part 2: Clearspan Compliance Recommendation
- **Party 3: Dispatchable Locations and Emergency Response Locations**
- Part 4: Importing ERLs from Existing Intrado ERS Account to OpEasy
- Part 5: OpEasy™ creating Intrado ERLs
- Part 6: OpEasy™ assigning ERLs to Non-HELD capable SIP wired endpoints
- Part 7: OpEasy™ and HELD enabled SIP Wired Endpoints
- Part 8: Soft Clients on Computers (Nomadic Devices) – Intrado Location Manager
- Part 9: Soft Clients on Mobile Devices
- Part 10: Emergency Services for MS Teams

Part 3:

# Dispatchable Locations and Emergency Response Locations

# 911 Dispatchable Locations

## What is a dispatchable location?

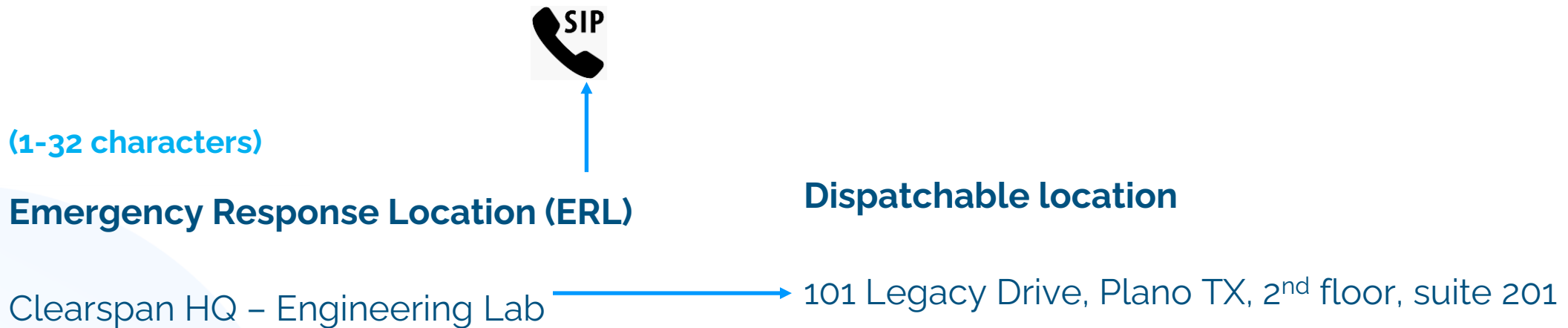
- A dispatchable location is the validated street address of the 911 calling party, plus additional information such as suite, apartment, or similar information necessary to adequately identify the location of the caller. (FCC.GOV)
- The dispatchable location information is provisioned with an Emergency Response Location (ERL) label in the first responders' location database. The ERL is used as an index into the location database to find the dispatchable location information,
- Examples of ERLs and associated dispatchable locations
  - ERL name                      dispatchable location
  - STORE 1017                      Street address (*ONLY FOR SMALL SINGLE BUILDINGS, i.e., Gas Stations, convenience stores, etc.*)
  - Class Rm 102                      Street address + room number (*single story building*)
  - Dallas office                      Street address + floor number + suite number (*multi-story building*)

# Overview of Ray Baum Requirements

## DISPATCHABLE LOCATION AND EMERGENCY RESPONSE LOCATION

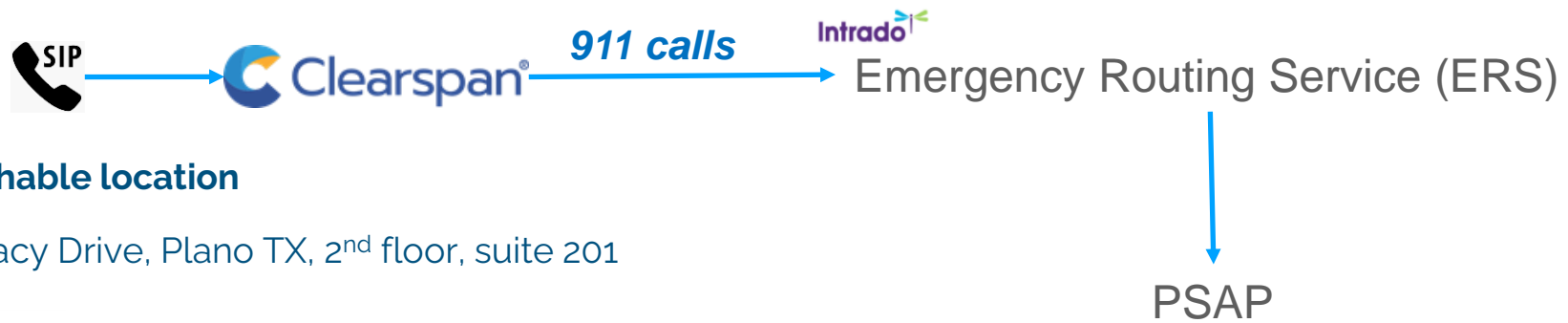
The ERL NAME is limited to a maximum of 32 characters, including spaces.

This limitation will be documented and enforced in the OpEasy 21.1 SP1 release



# Overview of Ray Baum Requirements

DISPATCHABLE LOCATION AND EMERGENCY RESPONSE LOCATION



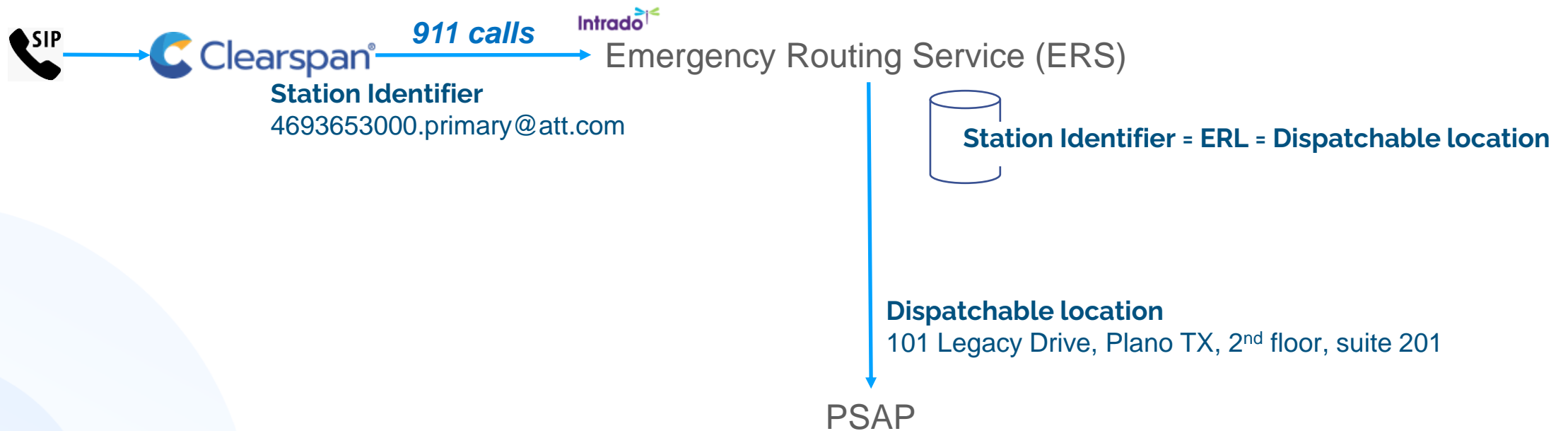
## Dispatchable location

101 Legacy Drive, Plano TX, 2<sup>nd</sup> floor, suite 201

# Overview of Ray Baum Requirements

DISPATCHABLE LOCATION AND EMERGENCY RESPONSE LOCATION

Each dispatchable location will have a 1:1 relationship to an Emergency Response Location (ERL) in the Intrado Emergency Response Service (ERS).





# OpEasy and Intrado ERLs and Subscribers

- The Intrado ERS is the master reference for the ERL data
  - OpEasy will pull the ERL information from the ERS for user provisioning
- Clearspan is the master reference for the ERS subscribers
  - OpEasy 21.1 has a 'sync' function that will take the subscriber information and update the ERS Subscribers

If you have an existing Intrado ERS account: Proceed to Part 4:

## **Importing ERL's From Existing Intrado ERS Account to OpEasy**

If you do NOT have an existing Intrado ERS account: Proceed to Part 5:

## **OpEasy creating Intrado ERLs**

Clearspan  
RAY BAUM COMPLIANCE

THANK YOU

